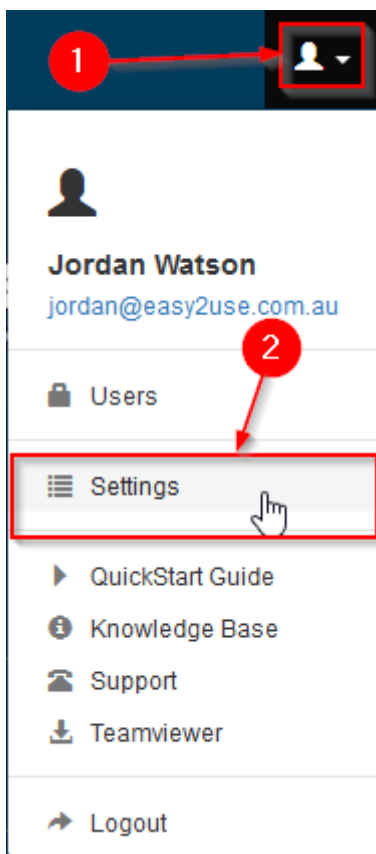


Gearbox integrates with Procon Telematics by collecting odometer readings overnight and creating Odometer records in Gearbox.

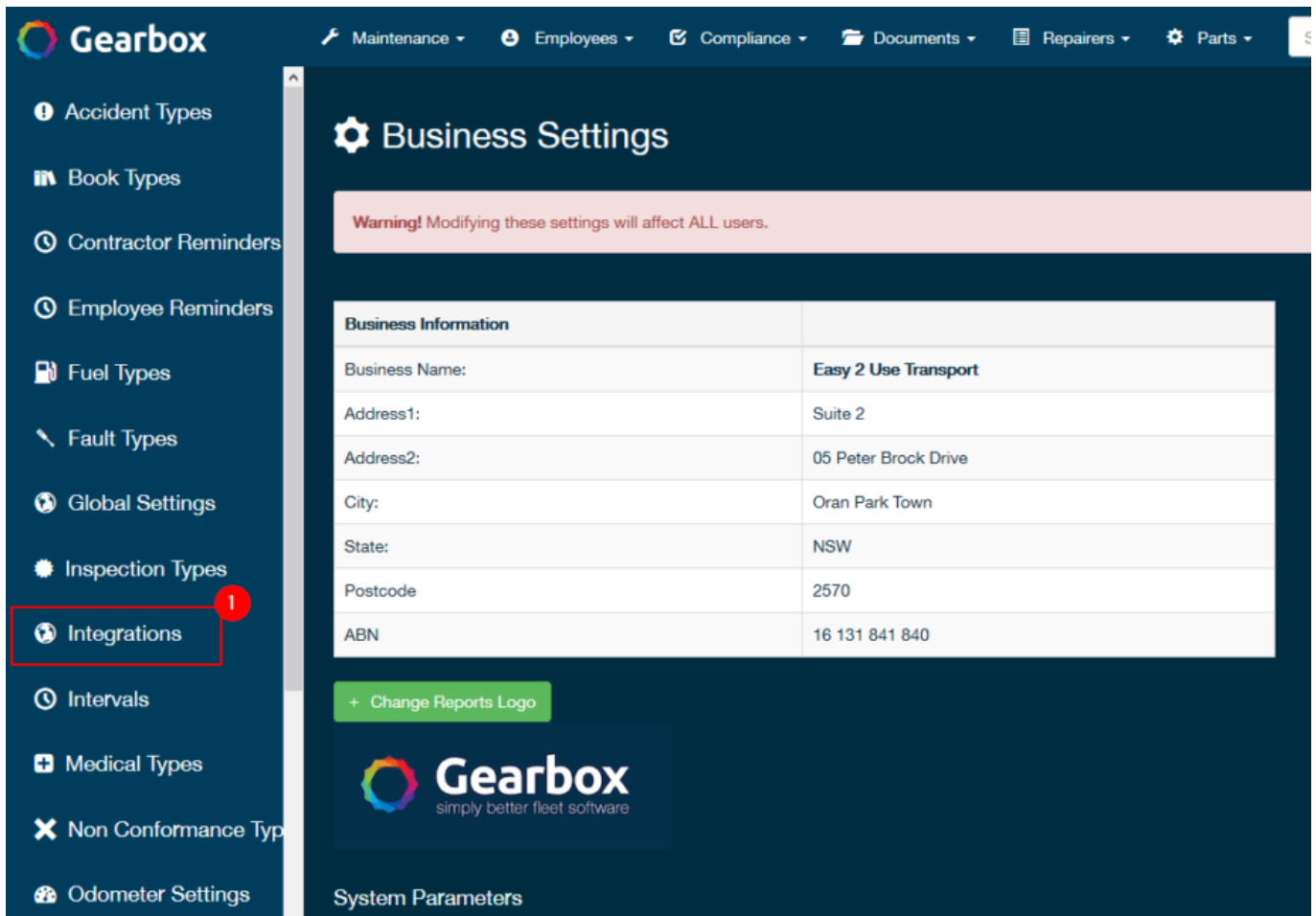
To configure this integration, you'll need to login to Fleet Locate and capture the serial number for each Vehicle, then add that number against the corresponding Vehicle in Gearbox.

Step 1

To enable Integration to Procon in Gearbox, click your user profile on the right-hand side of the screen (1) and select Settings (2):



On the left-hand side of the screen, click the Integrations (1) button, this will take you to a new screen:



Gearbox Maintenance Employees Compliance Documents Repairers Parts

Business Settings

Warning! Modifying these settings will affect ALL users.

Business Information	
Business Name:	Easy 2 Use Transport
Address1:	Suite 2
Address2:	05 Peter Brock Drive
City:	Oran Park Town
State:	NSW
Postcode	2570
ABN	16 131 841 840


+ Change Reports Logo

Gearbox
simply better fleet software

System Parameters

Scroll down the Integrations page until you reach Procon Telematics, check the Integrate Procon and Get Odometer Values Nightly checkboxes and enter your username and password.

Leave the Extended Data Feed Password blank unless you are using LogChecker Live Analytics. Click [Save!](#)



Procon Telematics Integrations

Integrate Procon with Gearbox, Prestart & LogChecker

Integrate Procon Get odometer values nightly

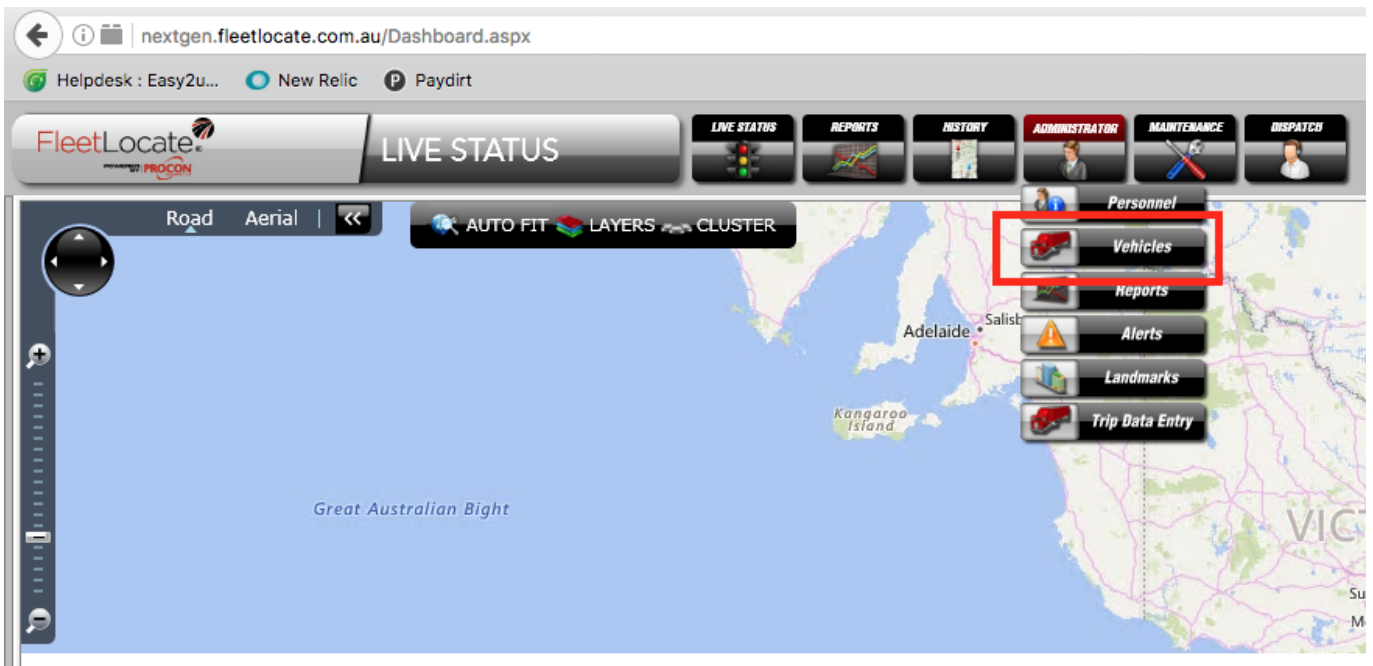
Extended Data Feed Password

Fleet Locate Username

Fleet Locate Password

Step 2

Login to your Fleet Locate account and browse to Vehicles



Click on the Vehicle you wish to integrate with Gearbox and copy the Serial Number

Vehicle Name	<input type="text"/>
Group Name	Procon Customer <input type="button" value="+"/>
Driver Set Dynamically	<input checked="" type="checkbox"/>
Speed Class	Car <input type="button" value="v"/>
Notes	<input type="text"/>
Device Serial	456208
Initial Odometer	3600
Current Odometer	3735 <input type="button" value="+"/>
Engine Hours	4H 2M

Step 3

Locate the Vehicle in Gearbox and Paste the Serial Number into the Procon Object Number field

Edit Vehicle: GEARBX

- Information
- Axles
- Settings
- Reminders
- Parts
- History
- Odometer
- Compliance

Dimensions

Gcm

Gvm

Tare

Atm

Length

Height

Width

Volume

Pallets

Configuration

Fuel Credit Category

Fuel rebate

Adblue percent

Mileage offset

Hours offset

Check list

Prestart Checklist

TomTom object number

Procon object number

Save Changes.

Readings imported overnight will be identified by a red Procon badge to identify the source of the reading.

Edit Vehicle: GEARBX

Information

Axles

Settings

Reminders

Parts

History

Odometer

More ▾

Odometer Readings (last 20 records)

Fuel Odometer Re

CSV Print

Search:

Odometer #	↕	Date	↕	Mileage	↕	Hours	↕
M-5		17/01/2017		6011		0	
Procon							
M-4		16/01/2017		5901		0	
Procon							