
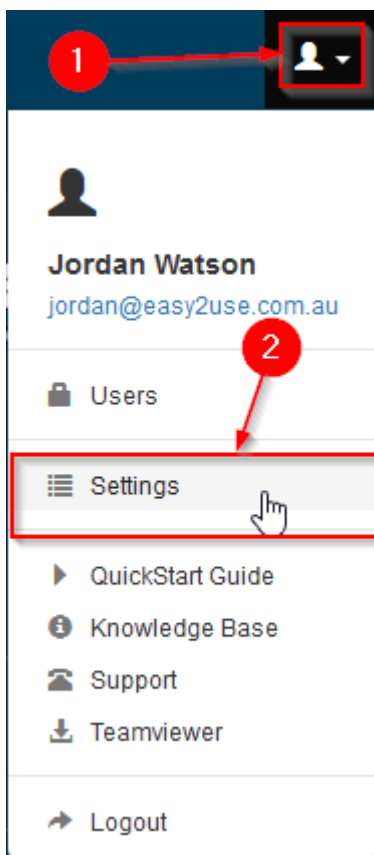
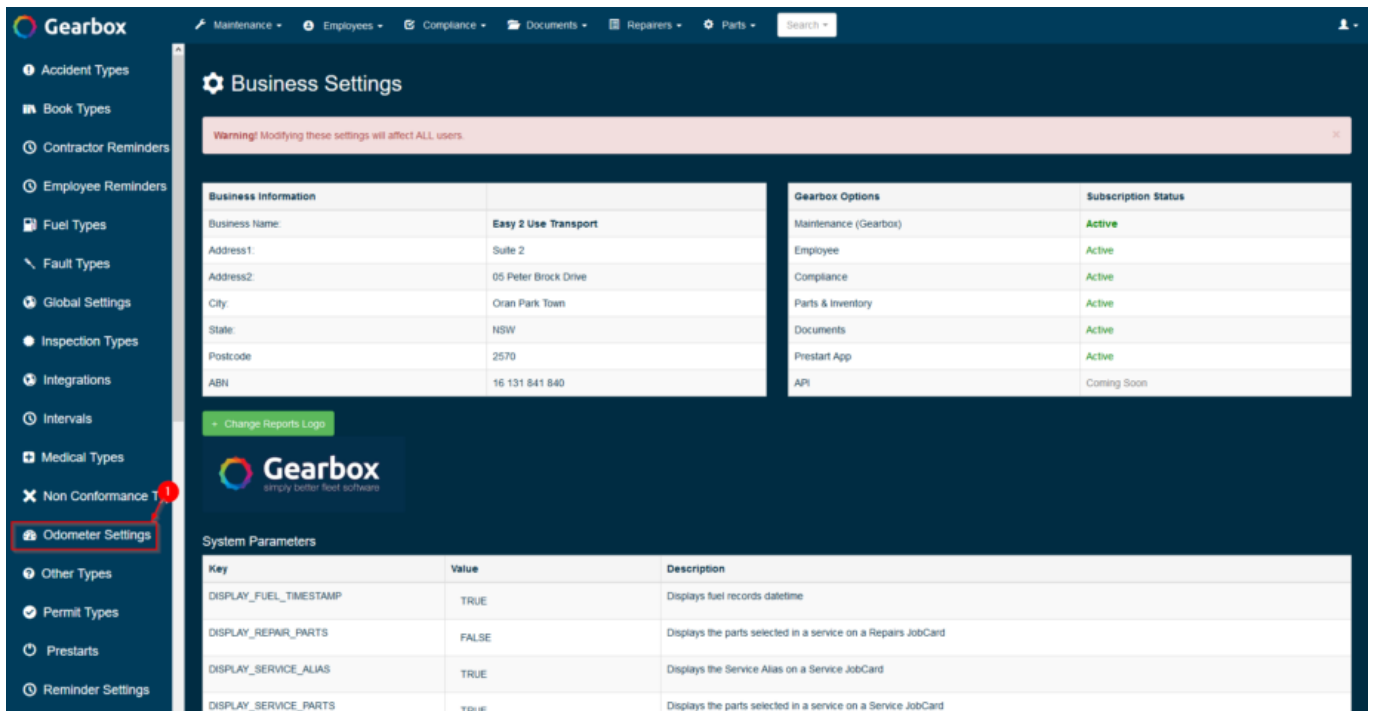


To edit Odometer Settings, click on your username at the top-right of the screen (1) and then click Settings (2):

 If "Settings" is not visible in your menu, contact your system administrator to request access.



On the left-hand side of the screen, you will see Odometer Setting (1), click on Odometer Settings:



From this screen you can change the Odometer (or Mileage) Settings. The HIDE_HOUR_WARNINGS (1) and HIDE_MILEAGE_WARNINGS (2) must either be 'true' or 'false' while the HOURS_LIMIT (3) and MILEAGE_LIMIT (4) must be a number:

Mileage Settings

Key	Value		Description
HIDE_HOUR_WARNINGS	FALSE	1	Toggle to hide warnings for excessive or irregular hour readings
HIDE_MILEAGE_WARNINGS	FALSE	2	Toggle to hide warnings for excessive or irregular odometer readings
HOURS_LIMIT	100	3	Warning for exceeding the previous entered reading by more the X amount
MILEAGE_LIMIT	10000	4	Warning for exceeding the previous entered reading by more the X amount

[< Back to System Settings](#)